

# Dog Safety Pledge

Unscramble the words below and make a pledge to stay safe with dogs.

1. I will not stare directly into a dog's \_\_\_\_\_ (yese)
2. I will not chase or touch a dog who I see \_\_\_\_\_ (eolso) outside.
3. If a loose dog comes near me, I will not \_\_\_\_\_ (nru) and scream, but I will stand very still like a \_\_\_\_\_ (eter).
4. If I get knocked down by a dog, I will curl up like a \_\_\_\_\_ (ocrk) and stay calm.
5. I will not pet or tease a dog who is behind a \_\_\_\_\_ (efnce) or in a \_\_\_\_\_ (rac).
6. I will not try to pet or play with a dog who is \_\_\_\_\_ (pneslegi) or \_\_\_\_\_ (etgain).
7. I will only pet a dog after asking for permission from the dog's \_\_\_\_\_ (aludt).
8. I will pet a dog gently on his \_\_\_\_\_ (cabk) or side, not on his face or \_\_\_\_\_ (deha).
9. I will treat my dog with \_\_\_\_\_ (recstep) and not pull or lay on him, tease or hit him, or put my \_\_\_\_\_ (acef) in his face.
10. I will not wrap my arms around my dog's neck to show affection. Dogs do not like \_\_\_\_\_ (ghus)!

## Word Box:

rock	back	eyes	sleeping	respect
car	hugs	adult	loose	eating
fence	tree	run	head	face



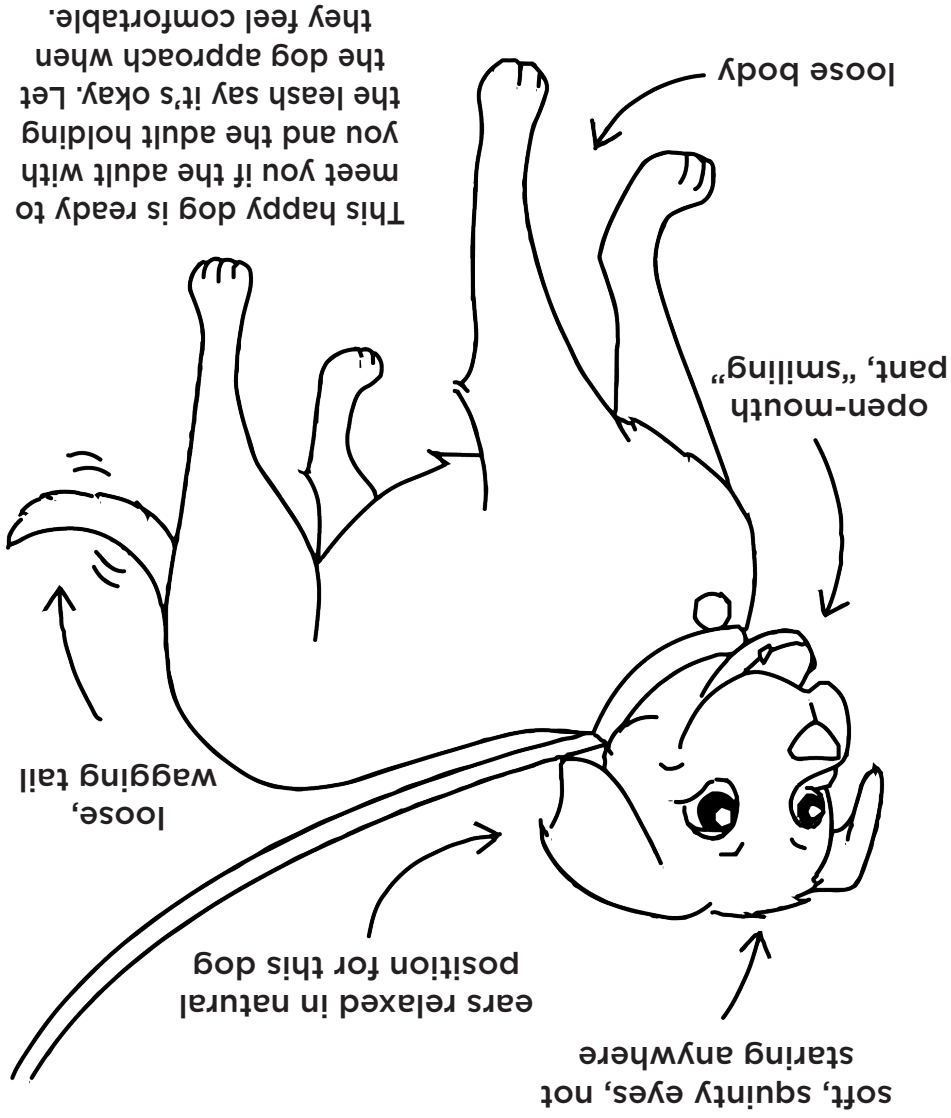
# Doggone Smart

## Be Safe With Dogs



Look for the signs below that you are a meeting a

# Happy Dog!




This happy dog is ready to meet you if the adult with you and the adult holding the leash say it's okay. Let them feel comfortable.


# Only pet happy dogs!

# Loose Dog Safety

Stay safe when you see a loose dog. Do NOT run or scream!



If a loose dog comes up to you, hold out anything you have in front of you.



If a loose dog comes near you, stand very still, like a TREE. Bend your arms, put your fists under your chin, and look straight ahead.



If a loose dog knocks you down, roll into a ROCK and cover your ears, face and head with your hands and arms.












# Safe or Unsafe?

Before approaching a dog, even one you know well, you should always look at their body language and what they are doing to decide if it's safe!


## Be a Dog Detective!

For each picture below, decide if it is a good time to pet the dog. If you think it is safe to pet the dog, circle YES, and if you think it is unsafe to pet the dog, circle NO.


 <p>1. YES NO</p>	 <p>2. YES NO</p>	 <p>3. YES NO</p>
 <p>4. YES NO</p>	 <p>5. YES NO</p>	 <p>6. YES NO</p>
 <p>7. YES NO</p>	 <p>8. YES NO</p>	 <p>9. YES NO</p>

# How are these dogs feeling?

Match the correct emotion with the dog based on the dog's body language.



1. \_\_\_\_\_




2. \_\_\_\_\_



3. \_\_\_\_\_



4. \_\_\_\_\_



5. \_\_\_\_\_

Excited

Scared

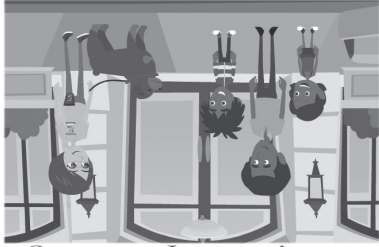
Angry

Playful

Happy


# How To Meet a New Dog

Pick the safe and unsafe way to meet a new dog.



Ask if you can pet the dog.

Safe  Unsafe



Put your fist out to the dog.

Safe  Unsafe



Put your face in the dog's face.

Safe  Unsafe



Pet the dog on the head.

Safe  Unsafe



Squeal and hug the dog.

Safe  Unsafe



Gently pet dog.

Safe  Unsafe

brought to you by:  Good Dog in a Box™  
www.gooddoginabox.com

# How To Meet a Dog

1. Ask your adult

2. Ask the dog's adult

3. Ask the dog

Color the safest  
place to pet the dog  
in the color green.



© Elizabeth O. Dilemba  
www.dilemba.com